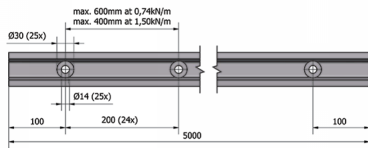


**On Level 6020 Surface Mounted Kit - 12mm Glass - 5 Metres ( Model: K.ON.10.6020.SUKIT.012 )**



- Only 60mm wide this profile can achieve a line load level of 1.5kN with the appropriate glass selection.
- Extremely fast and easy installation. Can be fully installed from the balcony side avoiding the need for scaffolding or hoists
- Finished in a brushed stainless steel look as standard with other colours and finishes available on request.
- Kit contains 5 metres of the main surface mounted profile and the glass clamps and gaskets suitable for a 5 metre installation.
- Endcaps, corners, joining pins, etc. sold separately.












**Attributes:**

**Product Code:** K.ON.10.6020.SUKIT.012

**Unit Of Sale:** 5 Mtr



	<b>MODEL</b>	6020
	<b>MOUNTING</b>	10 kN top mount
	<b>APPLICATION</b>	Private, commercial and public areas
	<b>GLASS THICKNESS</b>	12 - 25,52 mm
	<b>COLOR LINE</b>	✓
	<b>WATER DRAINAGE</b>	✓
	<b>COVER STRIP</b>	✗
	<b>AVAILABLE IN S.O.M</b>	✗
	<b>MOUNTING DISTANCE</b>	400 mm (15.74") 600 mm (23.62")

