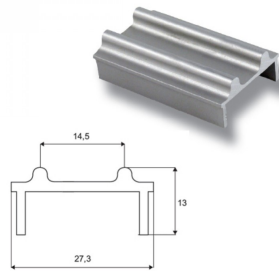
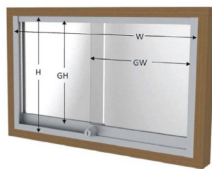


Vitrine Alum. Sliding Track - High Bottom Profile (Model: GST004)



W = Inside width of frame
 GW = Glass width
 H = Inside height of frame
 GH = Glass height



With frame and high bottom rail (like on picture):

$$GW = (W - 2.50 \text{ mm}) + 50 \text{ mm} \times 0.5$$

↓
 OVERLAY

With bumpers at the sides deduct 10 mm from the GW result.

$$GH = H - 40 \text{ mm}$$

↓
 PROFILE + AIR

Without frame and with low bottom rail:

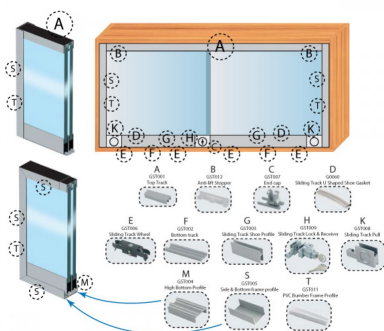
$$GW = (W - 20 \text{ mm}) \times 0.5$$

↓
 OVERLAY

With bumpers at the sides deduct 10 mm from the GW result.

$$GH = H - 32 \text{ mm}$$

↓
 PROFILE + AIR



- Glass thickness: 5-6mm.

- Use of 2 roller bearings 25kg; 4 roller bearings = 50kg.

- Upper double - guide, not drilled, with grass flock.

Attributes:

Product Code: GST004

Unit Of Sale: 2 Mtrs