

Wall Mount Shower Hinge - Polished Chrome ( Model: JGX992.1PC )



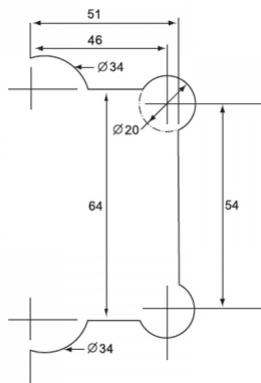
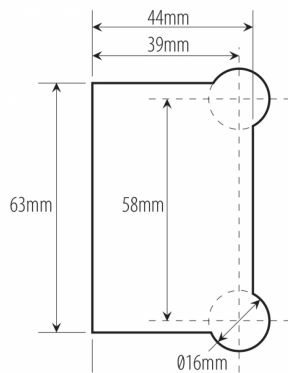
• TO BE DISCONTINUED - LOW STOCK - CHECK BEFORE ORDERING. ALTERNATIVE: SEE SHANNON RANGE

• Glass Thickness: 10mm or 12mm tempered safety glass.

• Max. Door Weight: Using 2 hinges for 37kg, 3 hinges for 55kg.

• Max. Door Width: 2 hinges for 800mm, 3 hinges for 900mm.


• Complete with gaskets, stainless steel screws & wall plugs.



Attributes:

**Product Code:** JGX992.1PC

**Unit Of Sale:** 1 Hinge



POLISHED CHROME FINISH